


# Impact Protection Profiles



- For indoor and outdoor use
- High quality PU foam
- Absorbs impacts while retaining shape
- Resistant to UV light and solvents
- Temperature resistant

**TRAFFIC-LINE** Impact Protection profiles are most effective in providing both visual warning and safety cushioning of hard and unyielding objects. They are manufactured from Polyurethane (PU) foam which is flexible and age resistant, the self-adhesive backing adheres to dry, smooth, clean dust free and degreased surfaces permanently. In addition to the above qualities, Impact Protection features the following advantages:

- Quick and easy installation
- UV and solvent resistant
- CFC and Silicone free
- Temperature resistant from -40°C to +90°C
- Fire resistant to UL 94
- Completely non-porous (uncut)
- Use indoors and outdoors
- Easily handled 1000mm lengths
- Easy to cut to length with a sharp knife or fine toothed saw

**TRAFFIC-LINE** Impact Protection profiles are used in areas of internal and external machinery, racking, conveyors, vehicles, mobile trolleys, corners, columns, girders, production areas, hospitals, laboratories, etc. and in many other applications where personnel or property requires protection.

**Length:** 1000mm

**Standard Marking:** yellow/black (according to DIN 4844).


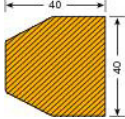
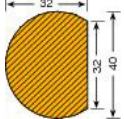


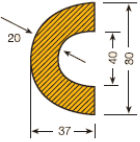
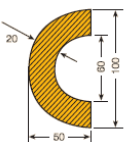
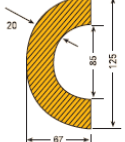

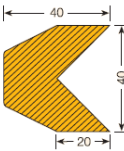
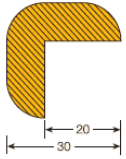
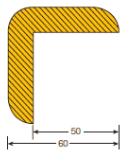
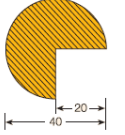

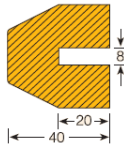
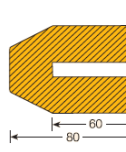
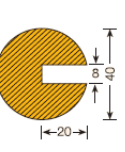
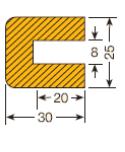

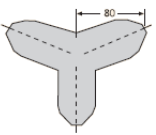
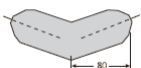
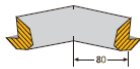
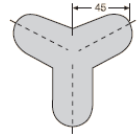
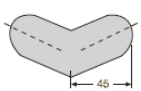
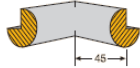
**Note:** Use 1000mm lengths for small to medium installations, for longer installations 5000mm lengths are available

**TIP:**

For extreme load conditions fixing can be reinforced with standard PU adhesive.



# Impact Protection Profiles

<b>Surface Protection</b> (1,000mm long)	<b>Trapeze 40/40</b>	<b>Semi Circular 40/32</b>	<b>Rectangle 60/20</b>			
Fixing:	<b>Self-adhesive fix</b>					
Delivery weight (kg/ea.)	0.7	0.7	0.7			
						
<b>Type</b>	<b>4767w</b>	<b>4768w</b>	<b>4769w</b>			
<b>Pipe Protection</b> (1,000mm long)	<b>Curvature: 40</b> (for pipes 30-50mm Ø)	<b>Curvature: 60</b> (for pipes 50-70mm Ø)	<b>Curvature: 85</b> (for pipes 70-100mm Ø)			
Fixing:	<b>Self-adhesive fix</b>					
Delivery weight (kg/ea.)	1	2	2.5			
						
<b>Type</b>	<b>5804w</b>	<b>5805w</b>	<b>9017w</b>			
<b>Edge Protection</b> (1000mm long)	<b>Trapeze 40/40</b>	<b>Right-Angle 30/30</b>	<b>Right-Angle 60/60</b>	<b>Semi-Circular 40/40</b>		
Fixing:	<b>Self-adhesive fix</b>					
Delivery weight (kg/ea.)	0.7	0.5	0.8	0.7		
						
<b>Type</b>	<b>9013w</b>	<b>9014w</b>	<b>4771w</b>	<b>4766w</b>		
<b>Profile Protection</b> (1000mm long)	<b>Trapeze 40/40/8</b>	<b>Trapeze 40/80/8</b>	<b>Semi-Circular 40/40/8</b>	<b>Rectangle 25/30/8</b>		
Fixing:	<b>Push-fit fix</b>					
Delivery weight (kg/ea.)	0.7	0.7	0.7	0.7		
						
<b>Type</b>	<b>9015w</b>	<b>4765w</b>	<b>4770w</b>	<b>9016w</b>		
<b>Edge Protection Accessories - Black</b>	<b>TRAPEZE – Edge length 80mm</b>			<b>SEMI-CIRCULAR - Edge length 45mm</b>		
	<b>External tri-corners</b>	<b>External corners</b>	<b>Internal corners</b>	<b>External tri-corners</b>	<b>External corners</b>	<b>Internal corners</b>
Fixing:	<b>Self-adhesive</b>					
						
Delivery weight (kg/ea)	0.2	0.2	0.2	0.2	0.2	0.2
<b>Type</b>	<b>9018w</b>	<b>9019w</b>	<b>9020w</b>	<b>9021w</b>	<b>9022w</b>	<b>9023w</b>