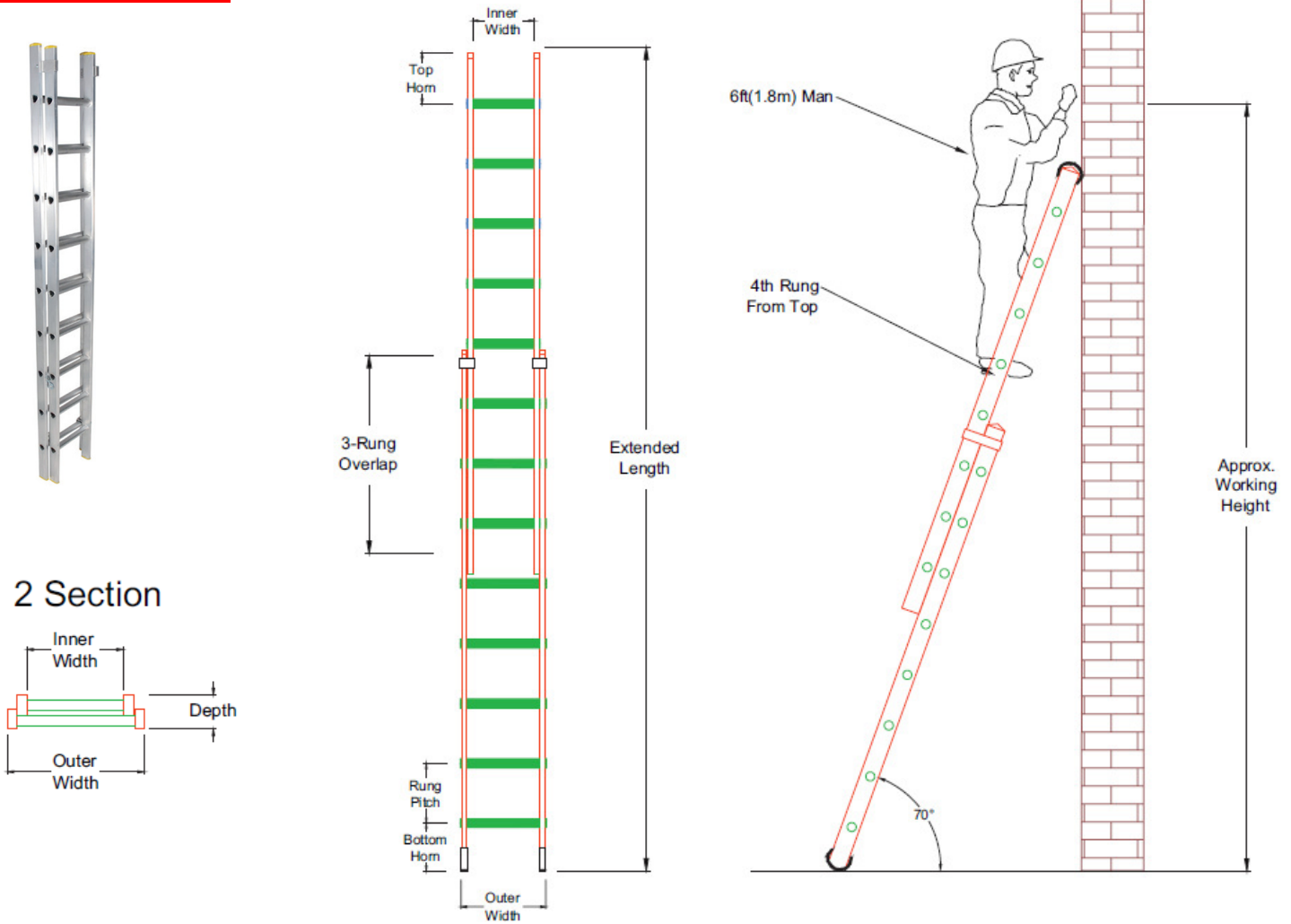
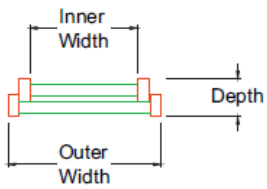


# TRADE EXTENSION LADDERS

## TRADE DOUBLE LADDERS



### 2 Section



### Common Dimensions

Top Horn	250mm
Bottom Horn	240mm
Rung Pitch	250mm
Inner/Outer Width	285mm/410mm

Type	Rungs	Closed length	Approx Working Height *	Extended Length	Overall Width	Depth	Weight
<b>2674w</b>	2 x 9	2.5m	4.6m	4m	410mm	125mm	10.5kg
<b>2675w</b>	2 x 11	3m	5.6m	5m	410mm	125mm	12.3kg
<b>2676w</b>	2 x 13	3.5m	6.6m	6m	410mm	125mm	14.3kg
<b>2677w</b>	2 x 15	4m	7.6m	7m	410mm	135mm	18.8kg
<b>2678w</b>	2 x 17	4.5m	8.6m	8m	410mm	150mm	22.6kg
<b>2679w</b>	2 x 19	5m	9.6m	9m	410mm	150mm	24.9kg
<b>2680w</b>	2 x 21	5.5m	10.6m	10m	410mm	150mm	30.0kg

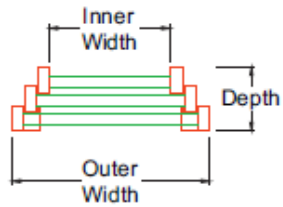
\* Working Height is calculated as 1600mm plus the height of the platform or last climbing tread, whichever is appropriate.

# TRADE EXTENSION LADDERS

## TRADE TRIPLE LADDERS

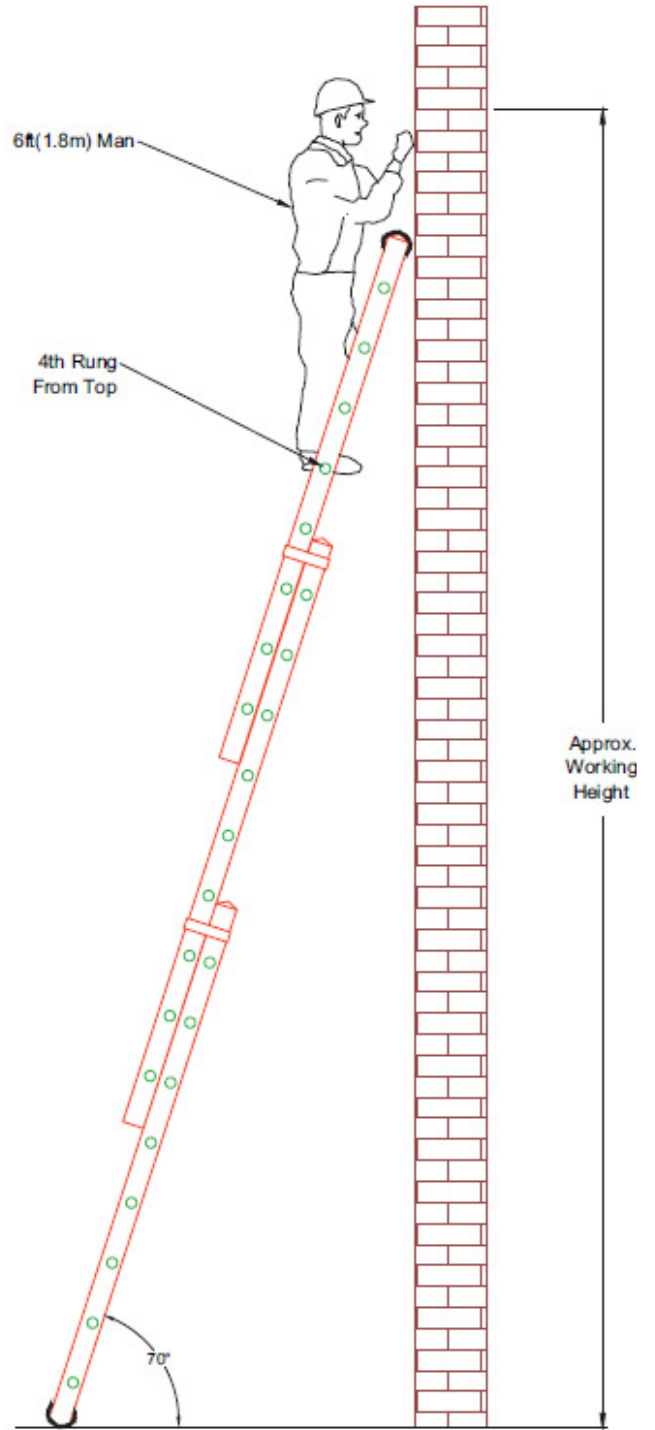
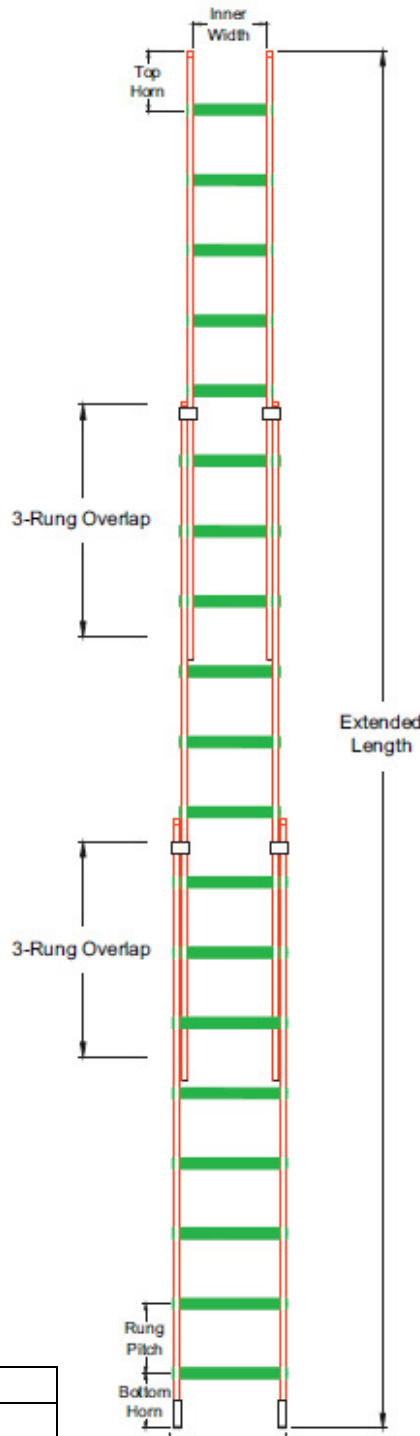


### 3 Section



### Common Dimensions

Top Horn	250mm
Bottom Horn	240mm
Rung Pitch	250mm
Inner/Outer Width	285mm/485mm



Type	Rungs	Closed length	Approx Working Height *	Extended Length	Overall Width	Depth	Weight
2681w	3 x 9	2.5m	6.0m	5.5m	485mm	200mm	17.5kg
2682w	3 x 11	3.0m	7.6m	7.0m	485mm	200mm	21.0kg
2683w	3 x 13	3.5m	9.1m	8.5m	485mm	200mm	26.8kg
2684w	3 x 15	4.0m	10.6m	9.9m	485mm	220mm	34.0kg

\* Working Height is calculated as 1600mm plus the height of the platform or last climbing tread, whichever is appropriate.