

WILMAT

SIMPLE EFFECTIVE HANDLING SOLUTIONS

Wilmat Limited
 Wilmat House, 43 Steward Street, Birmingham, B18 7AE
 T 0121 454 7514 E sales@wilmat-handling.co.uk
 www.wilmat.co.uk
 Registered in England No. 6498876

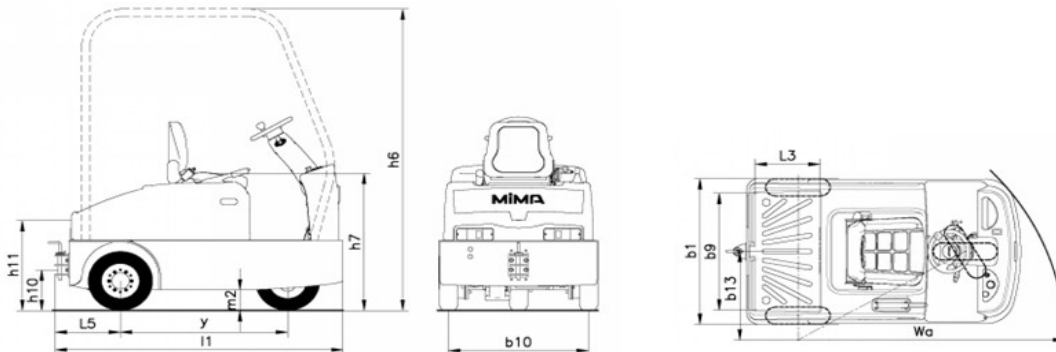
Rider Electric Tow Tractor WHMGA40/60



Standard

1.1	Brand		MiMA	MiMA
1.2	Model		MGA40	MGA60
1.3	Rated traction capacity	kg	4000	6000
1.4	Power type		Battery	Battery
1.5	Operation type		Seated	Seated
1.6	Rated drawbar pull	F(N)	800	1200
1.7	Wheel base	y(mm)	1040	1040

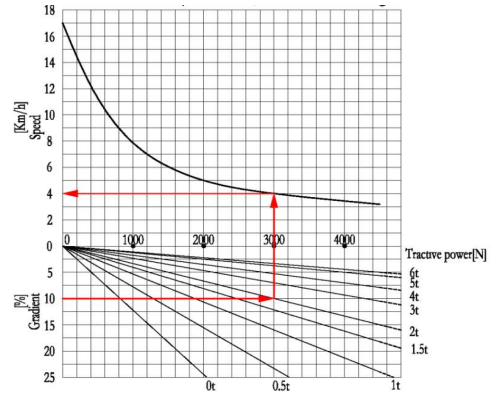
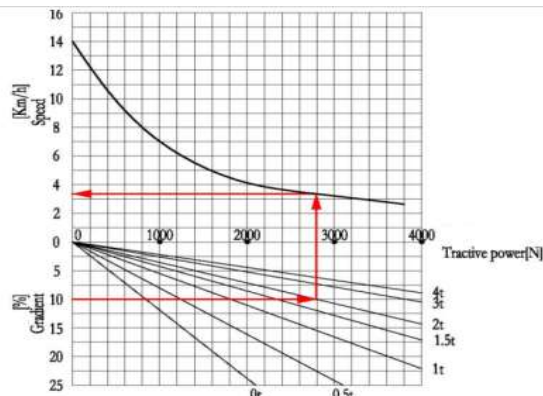
Product size



Size

2	Height of overhead guard(include cabin)	h6(mm)	2045	2045
2.2	Seat height	h7(mm)	895	895
2.3	Coupling height	h10(mm)	210/275/340/405	210/275/340/405
2.4	Loading height,unladen	h11(mm)	610	610
2.5	Length of loading platform	l3(mm)	790	790
2.6	Rear overhang	l5(mm)	405	405
2.7	Width of loading platform	b9(mm)	390	390
2.8	Overall length	l1(mm)	1790	1790
2.9	Overall width	b1(mm)	990	990
2.10	Body ground clearance	m2(mm)	140	140
2.11	Turning radius	Wa(mm)	1650	1650
2.12	Internal turning radius	b13(mm)	600	600

Performance Diagram



Function

3.1	Travel speed (load/unload)	km/h	8/14	7/17
3.2	Tractive force(S2-5min)	N	3800	4500
3.3	Max. climbing ability, with/without load(S2-5min)。	%($\tan\theta$)	Reference climbing curve	
3.4	Service brake		Hydraulic brake/Regenerative brake	

Drive

4.1	Drive motor rating(S2-60 min)	kw	3	4.5
4.2	Battery voltage/rated capacity	V/Ah	24/490	48/280
4.3	Battery weight	kg	390	475
4.4	Steering System		EPS	EPS

Wheel

5.1	Tyre,front/back		Solid /Pneumatic tyre	Solid /Pneumatic tyre
5.2	Tyre size,front	in	4.00-8	4.00-8
5.3	Tyre size,back	in	4.00-8/6PR	4.00-8/6PR
5.4	Wheels number,front/back(x=driven)		1/2X	1/2X
5.5	Wheel tread, front	b10(mm)	870	870
5.6	Wheel tread, back	b11(mm)	0	0

Weight

6.1	Service weight(incl. battery)	kg	920	1000
6.2	Axle loading, laden front/back	kg	/	/
6.3	Axle loading, unladen front/back	kg	365/555	410/590

Others

7.1	Noise level at operator's ear	dB(A)	66	66
-----	-------------------------------	-------	----	----

Remark[1] Above table is the standard model data, which will change according to different configurations;

[2]:Options

- ①·Overhead guard and Canopy;
- ②·Front two wheels;
- ③·Different capacity batteries;
- ④·Solid tyres;